

Live.
Life.
Outside.™

millboard®



Discover the beauty of outdoor living

Because we believe that there is nothing as beautiful as the appearance of wood's natural grain, we've spent years perfecting an outdoor alternative that's just as attractive as the real thing, without the flaws of natural products.

Within these pages, you're invited to discover the Millboard collection in all its glory, from our stunning weathered creations that capture the character of hundred-year-old oak, to a contemporary burned-effect design, coastal-inspired looks and beyond.

Plus you'll also find outdoor inspiration to help you enjoy your space in style all year round.

Live.Life.Outside.



04

WHAT IS MILLBOARD?

The secret of our truly unique alternative to natural timber

06

DESIGNED AND CRAFTED IN BRITAIN

Discover the story and people behind Millboard craftsmanship

08

THE MILLBOARD COLLECTION

Introducing the complete collection of stunning finishes and colours

10

MILLBOARD ENHANCED GRAIN

Moulded from smooth timber, for a subtly textured look and feel

34

DRAMATIC EFFECT

Contemporary design touches for style-conscious spaces

36

MILLBOARD LASTAGRIP

Our highest anti-slip rating, perfect for by the pool and on the coast

38

MILLBOARD TACTILE

Designed specifically for slopes and steps with ridges to signal a change in level or edge

40

MILLBOARD EDGING

Complete the look with our selection of complementary edging

Come inside...

18

THE ART OF ESCAPISM

Inspiring styling ideas for creating a space you'll want to linger in

20

MILLBOARD WEATHERED OAK

Moulded from 100-year-old oak timber for a beautifully aged, timeless look

26

SECRET GARDEN

How to create the perfect hideaway at home

28

MILLBOARD CARBONISED

The striking look of the traditional Japanese charred-wood technique

42

MILLBOARD FASCIA

Discreetly works with your choice of Millboard for a seamless look

44

WHAT'S YOUR SHADE?

Choose the Millboard colour for you, from our range of eight authentic shades

46


FIXTURES, FITTINGS AND SPECIFICATIONS

Essential additions and need-to-know details

54

INSTALLATION AND USER GUIDE

Important technical information for a hassle-free installation




05

58


HELPFUL INFORMATION

FAQs, how to order samples and your chosen Millboard



What is Millboard?

Millboard combines the natural beauty of real timber with the high performance of our unique wood-free material.



millboard.co.uk 024 7643 9943

millboard.co.uk 024 7643 9943

Where even the highest quality hardwood can warp, fade and lose its original appeal over time, Millboard is crafted using sustainable composite designed for outdoor conditions. Made from Lastane®, the textured top surface creates a resilient, virtually maintenance-free layer, designed to resist algae and prevent slipping, even in wet conditions.

Beneath this durable top layer lies a wood-free polymer resin core, reinforced with fibre for extra strength and durability. Millboard is solid rather than hollow, which means that it won't expand or contract, warp or rot, like timber or composites made using wood. And because Millboard is made in Britain using innovative techniques, it's officially more eco-friendly too.



Ordering samples

There's nothing like seeing Millboard for yourself, so before you order why not take advantage of our sample service?

Order up to three samples and we'll deliver them to your home, absolutely free.

millboard.co.uk/freesamples

Because we truly believe that British craftsmanship is the world's finest, every Millboard is expertly designed and made by our team in Warwickshire.



The distinctive look of Millboard takes skill, impeccable attention to detail and patience to achieve.

The journey begins with real timber, which we source from the local area and carefully select by hand, paying particular attention to the subtle nuances of the natural grain. These timbers are then used to create the moulds for Millboard, enabling us to replicate the natural character of the original wood in our unique composite material.

Now our team of craftsmen can get to work transforming the raw Millboard into the designs for our collections. To recreate the authentic look of hardwood, we carefully match the colour, using multiple tinted hues for depth and subtle variation, ageing and weathering. The beautiful, finished Millboard is just like the real thing, but made to last for years to come.



Designed in Britain.

Made in Britain.



The Millboard Collection



1.



2.



3.



4.



5.



6.



7.



8.



9.



10.



11.

At a glance

- 1. Millboard Weathered Oak Vintage
- 2. Millboard Enhanced Grain Coppered Oak
- 3. Millboard Weathered Oak Driftwood
- 4. Millboard Tactile Jarrah
- 5. Millboard Enhanced Grain Limed Oak
- 6. Millboard Carbonised Embered
- 7. Millboard Enhanced Grain Golden Oak
- 8. Millboard LastaGrip Coppered Oak
- 9. Millboard Carbonised Charred
- 10. Millboard LastaGrip Golden Oak
- 11. Millboard Enhanced Grain Smoked Oak



millboard.co.uk 024 7643 9943

Golden Oak

MILLBOARD ENHANCED GRAIN

Moulded from smooth timber for a textured look and feel, our Enhanced Grain collection recreates the subtle nuances that only natural wood can give. Each of the five shades showcases the grain beautifully.



Millboard Enhanced Grain

Board size: 176 x 3600 x 32mm
Available in five colours (see page 15)
Colour shown above: Golden Oak





millboard.co.uk 024 7643 9943

Limed Oak



MILLBOARD IS
ULTRA-LOW
MAINTENANCE



Smoked Oak

Take your pick from five
authentic shades to suit your
outdoor style.



Jarrah



Coppered Oak



Golden Oak



Limed Oak



Smoked Oak

COMPLETE THE LOOK
SEE PAGE 42 FOR THE
FINISHING TOUCHES TO
MATCH YOUR MILLBOARD.




Coppered Oak



Jarra



MILLBOARD
DOESN'T ROT,
SPLIT OR SPLINTER



Golden Oak



To find out more about the Millboard collection, including specifications, see page 52 or visit millboard.co.uk

The art of escapism

Inspiring ideas for creating an outdoor retreat where you'll want to linger a little longer



⬅️ **Some like it hot**

You needn't be naturally green-fingered, or go on holiday, to enjoy lush, year-round surrounds. Some tropical plant varieties are actually easier to take care of than our native British flora and fauna, and their striking, architectural leaves are high on impact. Look out for hardy palms, ferns and grasses – great for withstanding harsh winters.


⬇️ **Take inspiration from far-flung shores**

With a few key accessories, any space can take on a new lease of life. Sculptural Moroccan lanterns, ornate metalwork and coloured glass create an atmospheric, exotic feel, and it's a look that's equally at home in large and small spaces.



➡️ **When the sun goes down**

Rather than retreating indoors after dark, transform your outdoor space into a light-filled, open-air room. Dot candles among shrubs, along the edge of Millboard spaces and walls to create atmosphere and ambiance. Old jam jars make a quick and quirky alternative to tealight holders.



A fresh twist on a childhood favourite

HOW TO MAKE THE PERFECT SUMMERTIME MINT LEMONADE



Homemade lemonade is the perfect crowd-pleaser and incredibly easy to make. Simply place a handful of fresh mint leaves into a tea towel and bruise with a rolling pin to release the zingy aroma. Pop it into a pitcher and squeeze in the juice of six lemons, plus a little zest, and add a good glug of sugarcane syrup. Top up with sparkling water, throw in plenty of ice and serve. Delicious.

Coppered Oak

Beautifully aged yet utterly timeless, our handcrafted Weathered Oak collection is moulded from 100-year-old reclaimed oak timber, creating a distinctive worn look – without the wait.



Millboard Weathered Oak

Board size: 200 x 3600 x 32mm
Available in two colours: Vintage and Driftwood
Colour shown above: Driftwood







Vintage

 Create your own natural wonder

The Millboard Weathered Oak collection's soft, lived-in feel is the perfect partner for other natural materials. Think stone and driftwood accessories and coastal-inspired painted timber.



MILLBOARD IS STAIN RESISTANT

Weathered Oak available colours:



Driftwood



Vintage

TO FIND OUT MORE ABOUT THE MILLBOARD COLLECTION, INCLUDING SPECIFICATIONS, SEE PAGE 52 OR GO TO MILLBOARD.CO.UK



Driftwood

Secret garden

Discover more ways to enjoy your outdoor space with tucked-away corners hidden behind lush plants and imaginative finishing touches



GET THE LOOK Perfect hideaway

MILLBOARD MAKES PUTTING YOUR PERSONAL STAMP ONTO ANY SPACE SIMPLE

If your garden or patio is a single rectangular area, add character by creating smaller zones, and experiment with raised areas for a more interesting flow. Plant-filled dividers enable you to play with scale and break up a larger area into 'rooms', creating a versatile outdoor space adaptable for different uses and moods.

millboard.co.uk 024 7643 9943

millboard.co.uk 024 7643 9943

⬇ Mix it up with eclectic accessories

Handcrafted pieces such as this unusual stool, carved from a tree trunk, add personality and a dash of well-travelled chic.



⬅ Reflect your personal style

A shabby-chic mirror dressed with delicate fairy lights makes an eye-catching feature, day or night, and is a simple trick for adding a sense of light and space to smaller areas. Why not trail with climbing plants for a pretty alternative to a trellis?



Inspired by the traditional Japanese Shou Sugi Ban technique, where timber's surface is burned to create a striking and long-lasting finish, our Carbonised collection combines practicality with raw beauty. Choose from a smoother, charred look or dramatic embered effect.

Millboard Carbonised

Embered Board size: 200 x 3600 x 32mm
Charred Board size: 176 x 3600 x 32mm
Colour shown above: Embered





Charred



↑ Clean lines and monochrome

Millboard Carbonised is the perfect partner for contemporary outdoor spaces. Mix and match rough and smooth textures, matt and glossy, light and dark, for an on-trend edge.

Choose from two distinctive finishes to suit your style and space:



Embered (200 x 3600 x 32mm)



Charred (176 x 3600 x 32mm)



To order your free Millboard samples today, visit millboard.co.uk/freesamples



Embered



Floor: Millboard Enhanced Grain Limed Oak. Wall: Carbonised Charred



Bring the indoors out

Glossy metal furniture makes a sleek alternative to traditional natural materials. Choose sculptural, modernist pieces, such as this iconic Eames design, and go for chrome, black or white designs that show off the silhouette.

Dramatic effect

Create an outdoor space as style-conscious and contemporary as the rest of your home, with bold design details and on-trend finishing touches

GET THE LOOK New heights

THE MILLBOARD COLLECTION'S VERSATILITY MEANS THAT, WHEN IT COMES TO CREATIVITY, THE SKY'S THE LIMIT

Why stop the fun at your floor space? Create an urban oasis with a Millboard-lined, plant-filled statement wall, or keep it chic and simple by using different colours and textures to create zones within larger spaces. Continuing the same Millboard style up terrace walls gives the illusion of more space.



In perfect balance

A cool, monochrome palette creates the perfect backdrop for playful lighting. Continue the Japanese-inspired theme of the Millboard Carbonised collection with paper lanterns, or inject a shot of colour with a delicate garland.



MILLBOARD IS HIGHLY UV STABLE, ENSURING MINIMAL FADING AND CHANGE IN COLOUR OVER TIME.



Millboard LastaGrip



Our LastaGrip collection's textured design offers our highest anti-slip rating without the rough feel of other gritted strip boards. Perfect for by the pool, on the coast, play areas and anywhere there's rain or water.

Board size: 200 x 3600 x 32mm

④ Slip-ups covered

Because you never know what the weather may bring, Millboard LastaGrip is prepared for every eventuality. The moulded, multi-strip surface texture and Lastane® coating work together to prevent shoes slipping, even when wet, meaning that you can use and enjoy your outdoor space without any slip-ups. The design also reduces any noise from moving furniture, making it the perfect choice for alfresco dining areas.



Be inspired and bring your ideas to life with our project visualiser at millboard.co.uk

Millboard Tactile



Golden Oak

Our Tactile collection has raised strips to signal a change in level or to alert of an edge, creating a safer surface for anyone with visibility difficulties. Ideal to help meet Disability Discrimination Act regulations and a great choice for public spaces, businesses and homes.

Board size: 146 x 2400 x 32mm

Thoughtful design


The Millboard Tactile collection's Lastane® ridges are designed to alert users to a change of level, step or slope, whether on foot or using a wheelchair. It's as simple to install as other Millboard collections and comes in a range of colours to match, too.



To find out more about fixtures and fittings, see page 46 or visit millboard.co.uk



COMPLETE YOUR MILLBOARD WITH OUR ALMOST INVISIBLE DURAFIX SCREWS.



Millboard Edging

Bullnose Edging

Size: 50 x 2400 x 33mm



1. Jarrah
2. Coppered
3. Limed Oak
4. Golden Oak
5. Vintage
6. Smoked Oak (also matches Driftwood)
7. Carbonised



Golden Oak

Complete the Millboard look with our Edging collection. It's the perfect finishing touch, designed to minimise wear and available in two designs, seven colours and either flexible or standard.

Ribbed Edging

Size: 50 x 2400 x 33mm



1. Jarrah
2. Coppered
3. Limed Oak
4. Golden Oak
5. Vintage
6. Smoked Oak (also matches Driftwood)
7. Carbonised



Coppered Oak

➔ See page 57 for more details on how to choose and fit Millboard Edging.



1.



2.



3.

Millboard Fascia

Because the finer details matter, our Fascia collection discreetly works with your choice of Millboard, ensuring the final look is seamless. Available as standard or ultra-flexible to suit your space.

Millboard Fascia colours

1. Jarrah
2. Carbonised
3. Coppered Oak
4. Golden Oak
5. Limed Oak
6. Smoked Oak (also matches Driftwood)
7. Vintage

➔ Go to page 57 for additional information on fitting and finishing with Millboard Fascia.



Coppered Oak standard fascia and Bullnose edging



Golden Oak ultra-flexible fascia and flexible Bullnose edging



4.



5.



6.



7.

Standard size: 146 x 2400 x 18mm
Ultra-flexible size: 146 x 2400 x 12mm

What's your shade?

Millboard is available in eight authentic colours.
So whatever your style or space, there's a shade to fit.
See page 58 for how to order free samples.

Due to the hand-colouring processes, colour tones may vary.

millboard.co.uk 024 7643 9943

millboard.co.uk 024 7643 9943

Golden Oak

Coppered Oak

Jarrah

Vintage

Smoked Oak

Limed Oak

Driftwood

Carbonised

Finish available:
Millboard Enhanced Grain*
Millboard LastaGrip
Millboard Tactile

Finish available:
Millboard Enhanced Grain*
Millboard LastaGrip
Millboard Tactile

Finish available:
Millboard Enhanced Grain*
Millboard Tactile

Finish available:
Millboard Weathered Oak*
Millboard Tactile

Finish available:
Millboard Enhanced Grain*
Millboard Tactile

Finish available:
Millboard Enhanced Grain*
Millboard Tactile

Finish available:
Millboard Weathered Oak*
Millboard Tactile

Finish available:
Millboard Charred*
Millboard Embered
Millboard Tactile

Ribbed Edging
Bullnose Edging
Fascia Board

Ribbed Edging
Bullnose Edging
Fascia Board

Ribbed Edging
Bullnose Edging
Fascia Board

Ribbed Edging
Bullnose Edging
Fascia Board

Ribbed Edging
Bullnose Edging
Fascia Board

Ribbed Edging
Bullnose Edging
Fascia Board

Ribbed Edging
Bullnose Edging
Fascia Board

Ribbed Edging
Bullnose Edging
Fascia Board

*example shown

*example shown

*example shown

*example shown

*example shown

*example shown

*example shown

*example shown

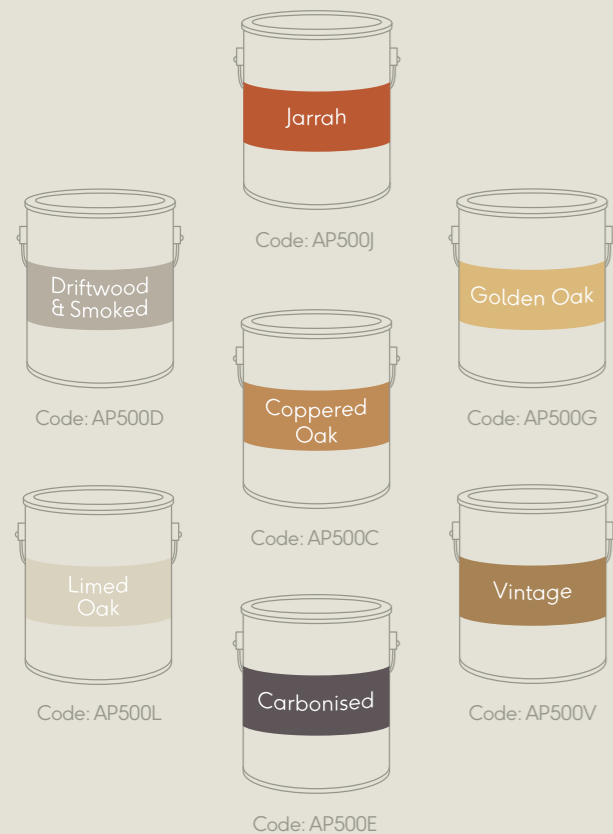
Fixtures and fittings

Essential additions to ensure the perfect fit and performance.

Touch-up coatings

Perfect for blending in cut ends, our touch-up coatings are available in a range of seven colours to match your Millboard.

Tin
500ml



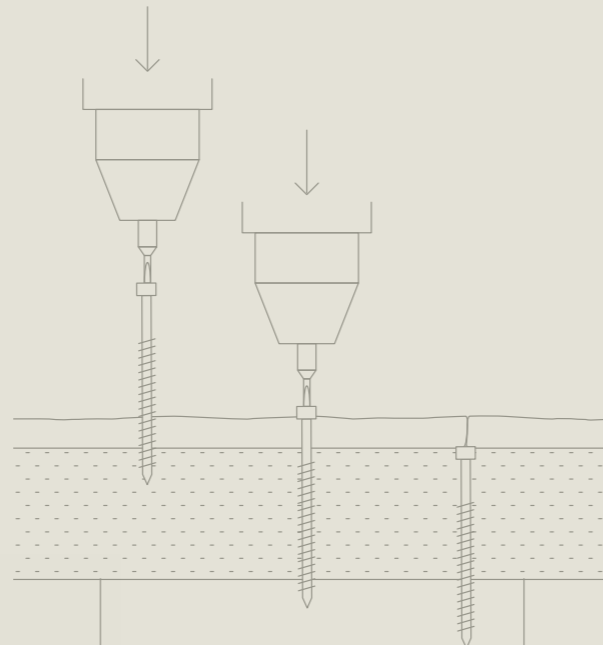
Durafix fixings

Our unique, hidden decking fixings make installing Millboard simple. There's no pre-drilling, counter sinking or clip fixings needed—all you need to do is screw them in. Once they're in, the Lastane® coating material on every Millboard simply flexes back over the fixing, leaving a virtually indistinguishable mark and creating a cleaner finish. Made from stainless steel, the screws have a self-cutting tip, six-point Torx head and are waxed for ease of use. And the drill bits are even included in the box.

Fixings

4.0 x 50mm	Box of 500	Code: FT50P500
4.5 x 70mm	Box of 350	Code: FT70P350

Approx number required - 22 fixings per board



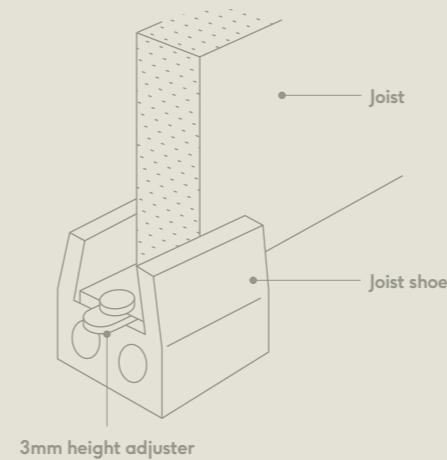
Joist shoes

Our rubber joist shoes are the ideal foundation when laying Millboard on hard surfaces. The joist shoes also have an acoustic benefit to help reduce sound transfer. Quick and easy to install with optional height adjusting levellers.

Number per m²*

Residential	4.50
Commercial	6.25

* Approx number - quantities may vary according to project design



Joist Shoe 10mm	Code: PJ10
Joist Shoe 38mm	Code: PJ38
Height Adjuster 3mm	Code: PJ03




Ring supports

Millboard ring supports are designed for use in low height areas, creating airflow and protecting the roof membrane, while allowing water to flow off easily and prevent pooling.

Number per m²*

Residential	4.50
Commercial	6.25

* Approx number - quantities may vary according to project design

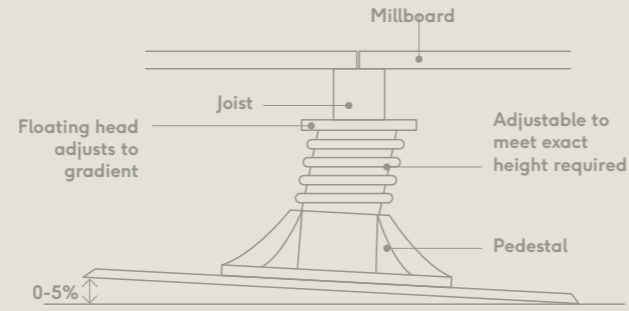


Rubber ring 9mm	Code: PPR09
Plastic ring 15mm	Code: PPR15
Spacers 3mm	Code: PPR03



Pedestals

Our adjustable pedestals are ideal for podium decks and terraces. Their smart design allows pipe work and services to be laid beneath Millboard, while also improving breathability and preventing rot. The weight of the joists is spread evenly, creating a sturdy support, and they're available in incremental adjustable sizes up to 300mm tall, giving you complete control of the height of the area.



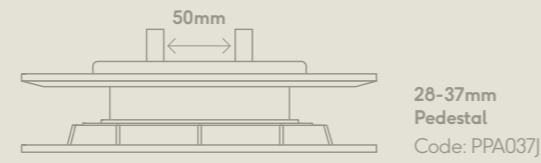
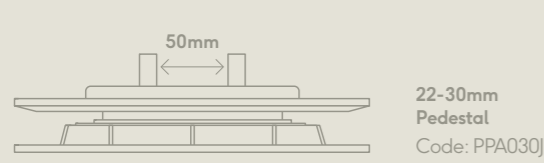
Number per m²*

Residential	4.50
Commercial	6.25

* Approx number - quantities may vary according to project design

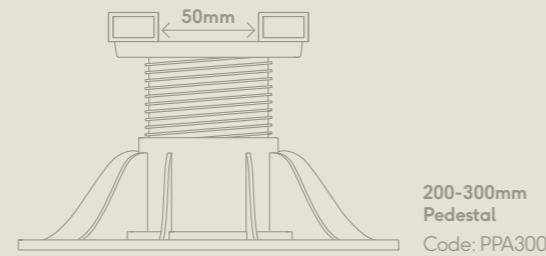
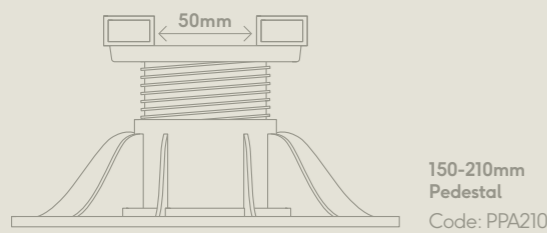
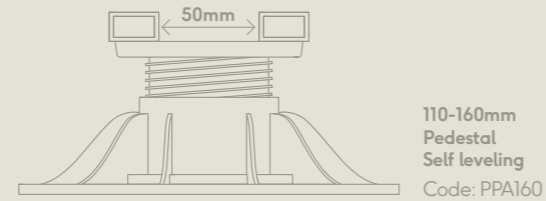
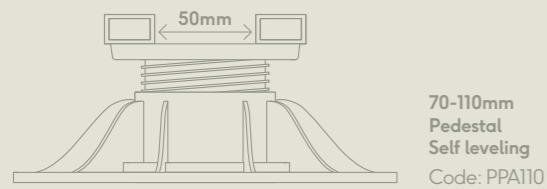
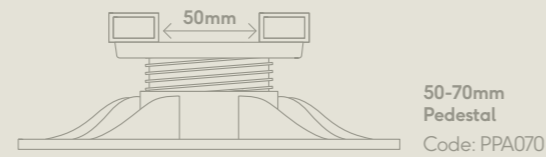
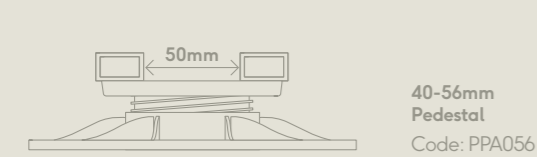
Available in the following sizes

Fixed head:



Available in the following sizes

Self-levelling head:



Plas-pro solutions

The ideal companion for our all-weather flooring, and a durable, hardwearing and practical solution for spaces exposed to damp, such as jetties, fishing platforms, pools, roof terraces and boardwalks. Made from 100% recycled plastic, it won't rot, split or crack.



millboard.co.uk 024 7643 9943



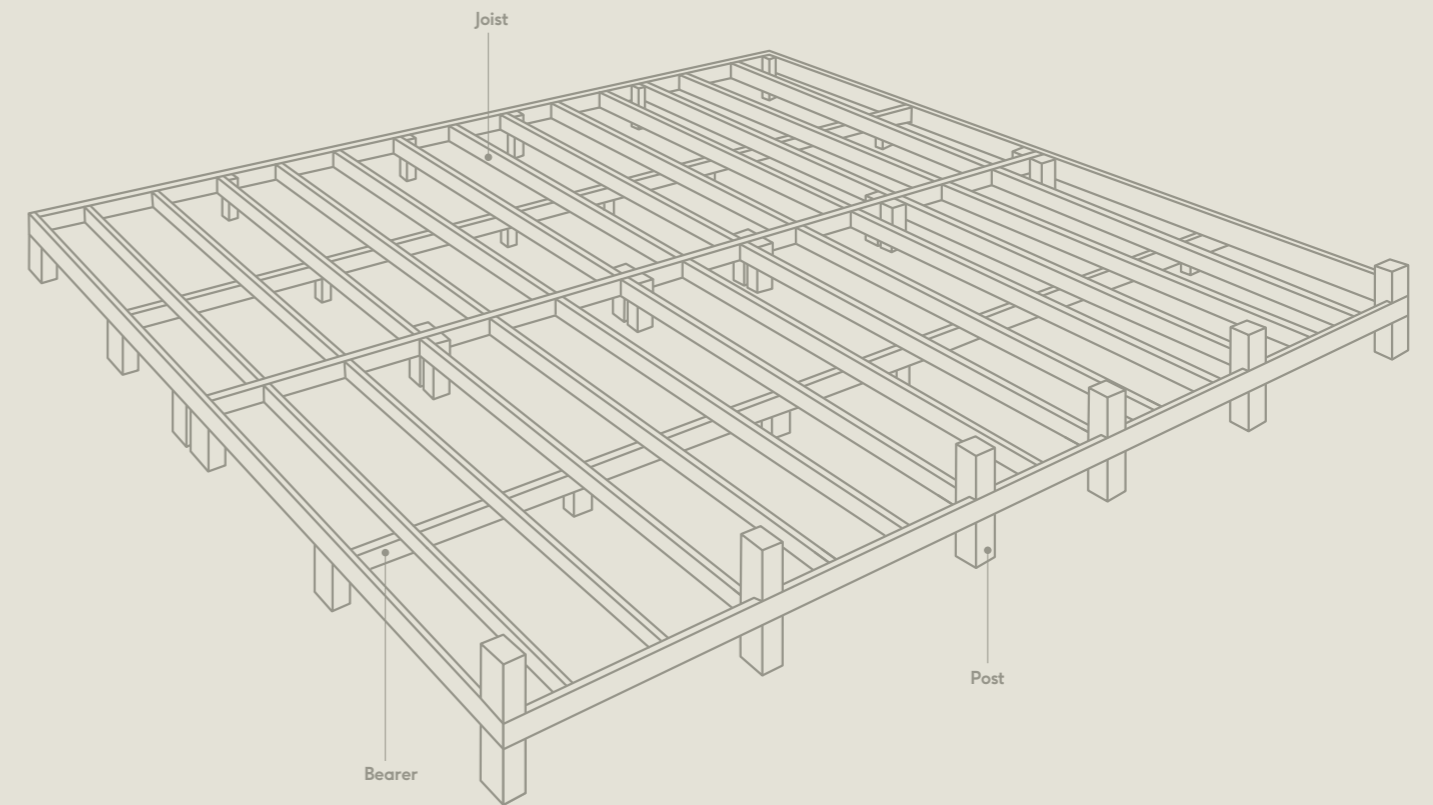
Joist section/bearer
125 x 50 x 3000mm
Code: P1205B300



Roof terrace joist batten
50 x 50 x 2400mm
Code: P0505B240



Post section
100 x 100 x 3000mm
Code: P1010B300



millboard.co.uk 024 7643 9943



Specifications

Available colours, sizes and coverage for the entire Millboard collection



Millboard Enhanced Grain	Code	Colour	Sizes available	Fixing type	Coverage inc 4mm gap
See page 10	MDE176C	Coppered Oak	176 x 3600 x 32mm	Durafix	1.54 boards per m ² installed
	MDE176G	Golden Oak			
	MDE176J	Jarrah			
	MDE176L	Limed Oak			
	MDE176D	Smoked Oak			

Millboard Weathered Oak	Code	Colour	Sizes available	Fixing type	Coverage inc 4mm gap
See page 20	MDW200D	Driftwood	200 x 3600 x 32mm	Durafix	1.36 boards per m ² installed
	MDW200V	Vintage			

Millboard LastaGrip	Code	Colour	Sizes available	Fixing type	Coverage inc 4mm gap
See page 36	MDL200C	Coppered Oak	200 x 3600 x 32mm	Durafix	1.36 boards per m ² installed
	MDL200G	Golden Oak			

Millboard Tactile	Code	Colour	Sizes available	Fixing type	Coverage inc 4mm gap
See page 38	MDT146E	Carbonised	146 x 2400 x 32mm	Durafix	2.78 boards per m ² installed
	MDT146C	Coppered Oak			
	MDT146D	Smoked Oak*			
	MDT146G	Golden Oak			
	MDT146J	Jarrah			
	MDT146L	Limed Oak			
	MDT146V	Vintage			

*Also use with Driftwood

Millboard Carbonised Charred	Code	Colour	Sizes available	Fixing type	Coverage inc 4mm gap
See page 28	MDE176E	Carbonised	176 x 3600 x 32mm	Durafix	1.54 boards per m ² installed

Millboard Carbonised Embered	Code	Colour	Sizes available	Fixing type	Coverage inc 4mm gap
See page 28	MDW200E	Carbonised	200 x 3600 x 32mm	Durafix	1.36 boards per m ² installed

Bullnose Edging	Standard	Flexible	Colour	Sizes available	Fixing type	Coverage inc 4mm gap
	MEBN50E	MEBF50E	Carbonised	50 x 2400 x 33mm	Durafix	n/a
MEBN50C	MEBF50C	Coppered Oak				
MEBN50D	MEBF50D	Smoked Oak*				
MEBN50G	MEBF50G	Golden Oak				
MEBN50J	MEBF50J	Jarrah				
MEBN50L	MEBF50L	Limed Oak				
MEBN50V	MEBF50V	Vintage				

*Also use with Driftwood

Ribbed Edging	Standard	Flexible	Colour	Sizes available	Fixing type	Coverage inc 4mm gap
	MERN50E	MERF50E	Carbonised	50 x 2400 x 33mm	Durafix	n/a
MERN50C	MERF50C	Coppered Oak				
MERN50D	MERF50D	Smoked Oak*				
MERN50G	MERF50G	Golden Oak				
MERN50J	MERF50J	Jarrah				
MERN50L	MERF50L	Limed Oak				
MERN50V	MERF50V	Vintage				

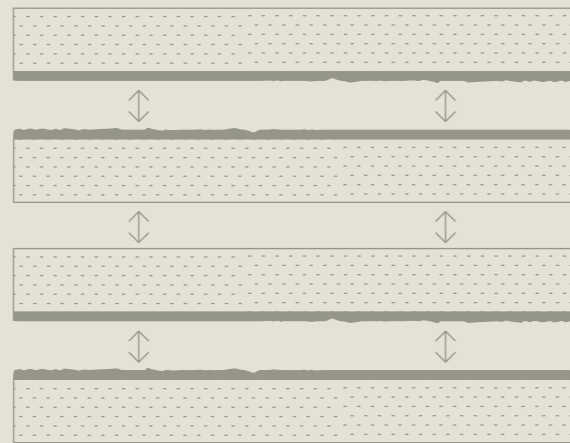
Fascia Board Standard/ Ultra-flexible	Standard	Flexible	Colour	Sizes available	Fixing type	Coverage inc 4mm gap
	MFN146E	MFF146E	Carbonised	146 x 2400 x 18mm (Standard)	Durafix	n/a
MFN146C	MFF146C	Coppered Oak				
MFN146D	MFF146D	Smoked Oak*	146 x 2400 x 12mm (Ultra-flexible)			
MFN146G	MFF146G	Golden Oak				
MFN146J	MFF146J	Jarrah				
MFN146L	MFF146L	Limed Oak				
MFN146V	MFF146V	Vintage				

*Also use with Driftwood

Installation and User Guide

Storage and handling

Millboard should always be stored on a flat surface or level bearers a maximum of 400mm apart and stacked face-to-face, not back-to-face. Be careful not to drag the Millboard off the pallet or over each other, as this could cause abrasion or marking on the surface, and only move the pallet if the Millboard is safely strapped to it. Wear gloves and long sleeves when handling Millboard and take care when lifting the boards – Millboard is solid rather than hollow. We recommend that two people carry the boards.



Boards should be stacked face-to-face and back-to-back

Colour

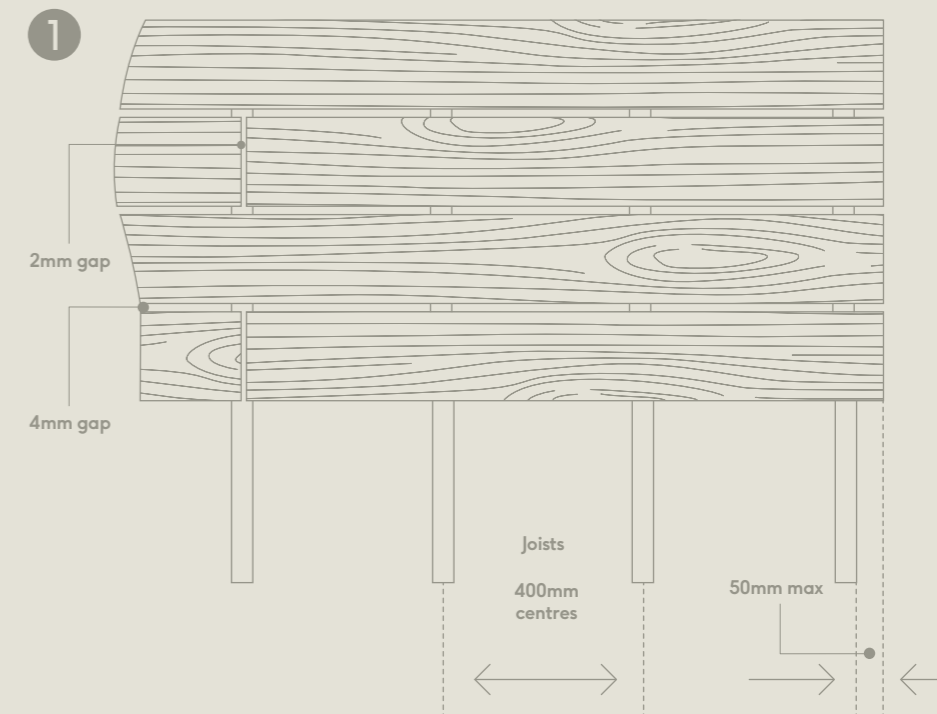
To recreate the appearance of natural products, we intentionally add secondary toning colours. There may be variance within the same board or from board to board in colour tone. This means that samples cut from boards may vary from the general colour of the boarding.

Whilst every care is taken to ensure consistency some colour variation from batch to batch may occur. To avoid this, we recommend that you order all you need in one delivery. If you do have different batches it is best to mix the batches to blend the colours. As with all things constantly exposed to ultra violet light and all weathers, colours will tone slightly in time, this is normal for decking. On delivery if you find the colour unacceptable or believe them to be defective in any way, do not install the boards.



Joist spacing

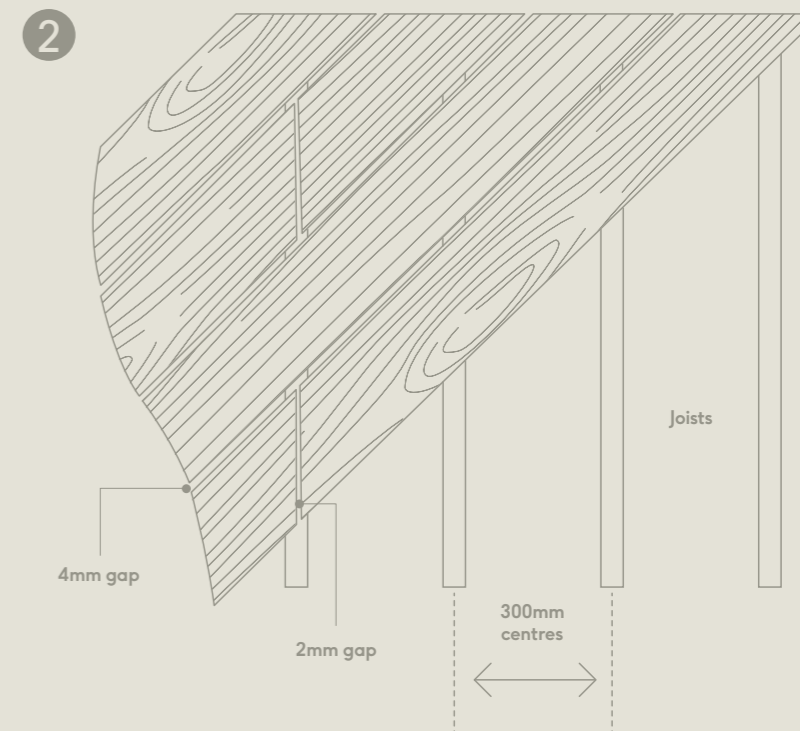
Joist spacing of 400mm between joist centres is recommended for normal residential and light commercial use ①. On heavy commercial, bridges, balconies, moorings, doorways and steps, use 300mm between joist centres. If you need to cut Millboard down along the length, then reduce the joist centres accordingly. A minimum of three joists is required for any cut boards.



② For laying 45° to the joist, reduce the joist centres to 300mm for residential and 240mm for commercial use.

Always leave a 10mm expansion gap between ends of bearers and joists.

To install Plas-Pro frame solutions, drill the fixing holes oversize to allow the material to expand. Posts should always have a minimal of a third of their length in the ground, subject to a minimum of 400mm in the ground. Cuts must always be positioned over joists.

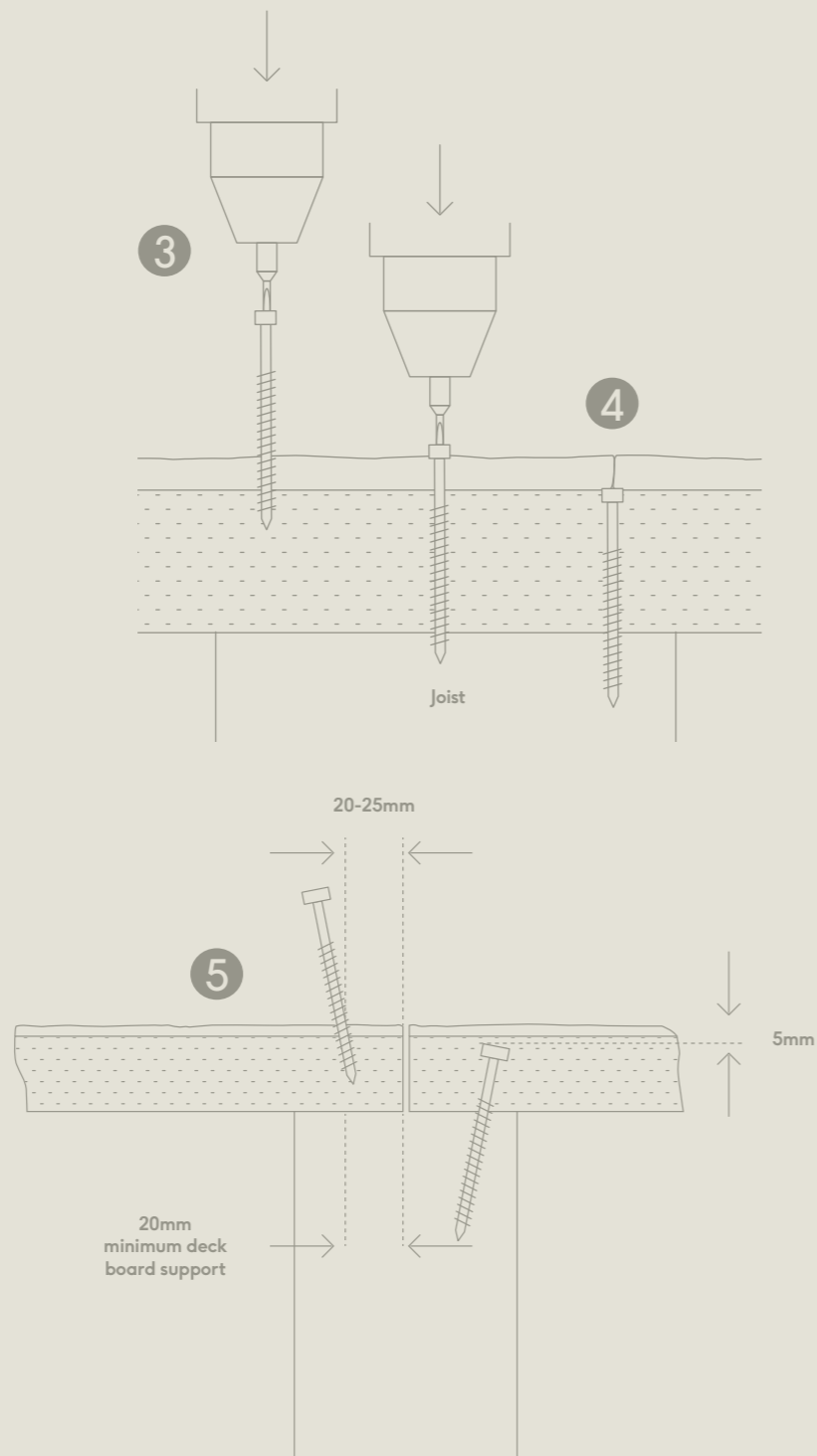


Installation and User Guide

Fastening to substructure

Millboard Durafix stainless steel fixings mean that there's no need to pre-drill or countersink, just screw straight in. When fixing in, push down, start the driver slowly and speed up; then slow down when driving the head of the screw through the Lastane® ③. Stop the screw about 5mm below the surface ④. This should leave a small, virtually indistinguishable hole. Failure to use our Durafix Fixings or not fitting according to these guidelines may invalidate the warranty.

Two fixings per board should be used where the board crosses a joist. We advise to use three at the ends of the boards on shorter lengths. The fixings at the ends of the boards should be fixed at a slight angle to prevent being too close to the end of the board ⑤, positioning the screws 20–25mm from the ends and 30mm from the sides of the boards. Board ends should be supported by a minimum of 20mm. As the boards are dimensionally stable, they can be fitted with only 4mm spacing and 2mm gap at the ends of the boards. Boards may have a +/- 2% dimensional variance. Best practice is to fix the boards at one end, then a fixing in the middle adjusting spacing as necessary, then the far end. Then fix to the remaining joists. We recommend working to a string line.



Cutting the Millboard

Millboard can be cut with standard saw blades, although we recommend a carbon-tipped, multi-purpose chop saw. As the formed end of the Millboard is lost when cut, these can be placed in less visible areas against a wall or edging profile. Use our Touch-up Coating (page 46) to match and blend in the exposed ends. Dispose of off-cuts as general waste, don't burn them. When cutting the Millboard, wear a dust mask, safety glasses, long sleeves and protective gloves. A dust bag must be used on chop saws. Make sure that the Millboard is adequately supported when cutting.

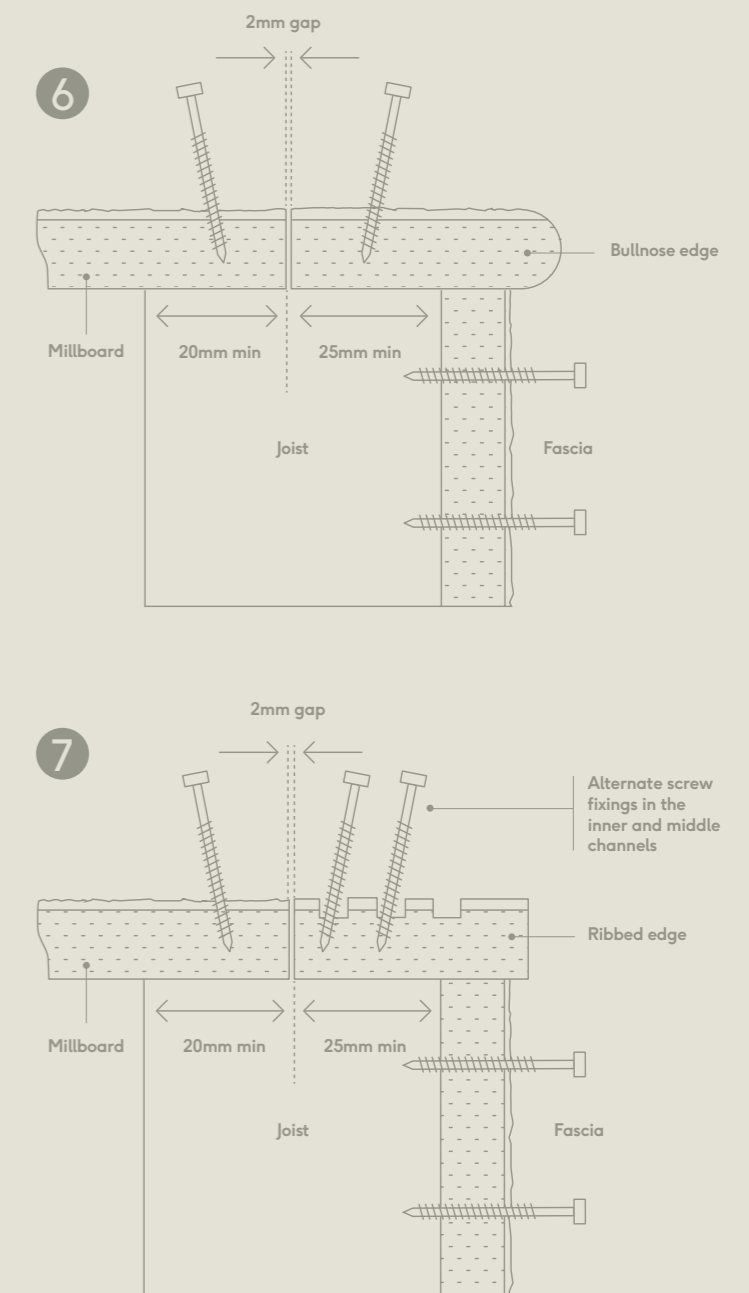
Fascia boards, steps and edges

We recommend that our purpose-made Edging be fitted to all steps and perimeters of the deck. It's coated with extra Lastane® for added resilience on these areas, helping prevent excessive wear. Edging is available in either a Bullnose ⑥ or Ribbed profile ⑦. Ensure that the edging is supported on a joist by a minimum of 25mm. We recommend trimming the ends to butt tightly when fitting both edging and fascias. For the best visual effect, stagger the edging and fascia joints so that they're not in line—this creates a subtler look.

We also manufacture both styles of edgings and fascia in a flexible material, suitable for curved designs. Flexible Edging can be curved to follow a maximum convex diameter of 3 metres. These flexible profiles need to be at least room temperature (c.20°C), then bent gently. Standard fascia will bend up to 3m convex diameter but use the ultra flexible for tighter curves. When fixing, start from the end and work along, fixing at 300mm intervals as you go. This material doesn't conceal the fixings, leaving some fixing heads partially visible.

Taking care

If the Millboard picks up marks during installation simply wash with hot, soapy water and a firm broom straightaway. To remove any cement and lime-based stains, we recommend using Geocel Brick & Mortar Cleaner. Test a small area first and follow the mixing instructions, leaving for five minutes before washing off with soapy water.



Frequently asked questions

Where can I use Millboard?

Millboard is extremely versatile and can be used in practically every outdoor space. Create decks, balconies, roof gardens, boardwalks, bridges, pontoons, seating, steps, planters and more.

Do I need to seal Millboard?

No, all Millboards are surface sealed in the factory to ensure they arrive in premium condition. In the first few weeks of use, rainwater will sit on the surface in globules, but don't worry – this is normal and will stop once the temporary surface seal breaks down.

Does Millboard mark?

The Lastane® finish is highly resistant to scratches and food and drink stains, and everyday wear and tear. Sharp objects such as unprotected table or chair legs, spiked shoes or metal planter bases can leave marks if dragged across the surface, so take care when moving these items around.

How do I clean Millboard?

Because Millboard is made of non-porous composite, it resists mossy build-up and stains, so needs very little maintenance. To remove spills and marks, simply use a mild detergent and a cloth. Just steer clear of solvents, chemicals and abrasive cleaners that could damage your Millboard – and there's normally no need for pressure washing.

What if it snows or is icy?

A small amount of granulated white salt can be used to keep your millboard ice-free. Please don't use rock salt, as this contains clay and grit and can be abrasive. When winter's over, clean the surface with soapy water and a soft broom.

Does Millboard come with a Warranty?

Yes, our 25 Year Residential limited warranty and 5 year commercial warranty gives you peace of mind against fungal and mildew decay, splitting and twisting. For more information go to millboard.co.uk/warranty

Is Millboard anti-slip?

Yes, in BS79.76 slip resistance tests, all styles of Millboard achieve one of the highest anti-slip ratings, even in wet conditions.

Are Millboard colours consistent?

As with all flooring, we advise buying all the Millboard you need at the same time to help ensure that the colour is as consistent as possible. If you don't order all your Millboard at once, you can blend different batches to create only subtle variation throughout your space.

Can Millboard be cut just like wood?

Millboard can be cut with standard saw blades, although we recommend a carbon-tipped, multi-purposed chop saw. As the formed end of the board is lost when cut, these can be placed in less visible areas against a wall or edging profile. Matching Touch-up Coating for exposed ends is available to buy separately. See page 46.

What fixings should be used to fix Millboard?

Following extensive trials, we recommend and supply Durafix self-drilling stainless steel screws, designed specifically for Millboard. There's no need to pre-drill or countersink Millboard and the unique Lastane® material self-heals, leaving a virtually indistinguishable mark on the surface. See pages 46 and 56.

Can you recommend an installer?

We have a nationwide network of recommended installers who can complete the work for you. Each is chosen for their professionalism and high quality, but you should always follow normal precautions before entering into a contract with a third party, especially if a deposit payment is required.

Something else?

For any other technical, installation or care questions, go to millboard.co.uk, call our technical team on 024 7643 9943, or email us at enquiries@millboard.co.uk.

Order Millboard samples online now

There's nothing like seeing Millboard for yourself. Simply go to millboard.co.uk and choose three samples, absolutely free.



How to order

It's simple to enjoy Millboard

①

Get inspired

Check out our brochure and website for style ideas and the complete Millboard collection.

②

Choose your Millboard

Order your free samples online to help you choose the colour and finish for you or visit a display centre or merchant.

③

Remember the finishing touches

Take a look at our matching fascias and edging, essential fixings and more.

④

Contact a professional

Arrange an independent fitter or ask us for a recommendation. Go to millboard.co.uk for more details.

⑤

Or buy and fit it yourself

You can also order Millboard from an authorised merchant and install it yourself.



Iraq Partner:

GreenScape Ltd.

For Landscape & Geosynthetic Engineering

GreenScape Contact Details:

Malik Mahmood Ring Road,
Opposite to German Village
Sulaymaniyah
Kurdistan Region
Iraq

Tel: +964 (0) 53 3195567
Mob: +964 (0) 770 123 3588
Mob: +964 (0) 770 191 6556
Mob: +964 (0) 750 335 0735
Email: info@greenscape-ltd.com
Home Page: www.greenscape-ltd.com



Live.
Life.
Outside.™



The Millboard Company Ltd
UK Head Office
Castle Court
Bodmin Road
Coventry CV2 5DB

T 44 (0)24 7643 9943
F 44 (0)24 7661 1668
E enquiries@millboard.co.uk
W millboard.co.uk

Company registered No. 0601318
VAT No: 980 6166 02