

# Wood Plast Landscape Edging



**GreenScape Ltd.**

[www.greenscape-ltd.com](http://www.greenscape-ltd.com)



# Garden edging

**Colour: Classic Jarrah**

for a natural look that lasts

**size: 75x6x6000mm**  
**150x6x6000mm**



**Composite wood and plastic**

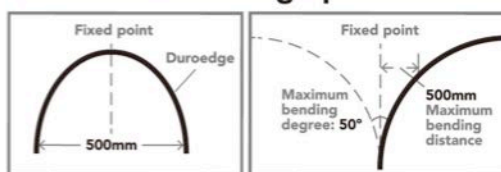
**Easy installation:**

We recommend that you unroll Garden edging on a flat area in direct sunlight for about an hour. This will allow you to work more easily with the edging. Garden composite edging is installed in a trench around the bed. It is staked on the inside edges, and the stakes are either a peg clip type or they are fastened (by screws or clips) to the edging to create a secure border around your garden or landscaped beds.

**Things you'll need:**

- Shovel
- Suitable steel or plastic garden edging stakes.
- 30mm long coated screws (if required).
- Rubber mallet.
- landscapers spray paint to mark out the path of the edging.

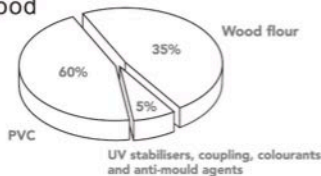
**Maximum bending specifications:**






Garden edging is far more flexible than timber edging but not as flexible as plastic. Care needs to be taken when bending. Garden edging to create curves and shapes.

-  Low maintenance
-  Resistant to rot and decay
-  Termite resistant
-  Mould and mildew resistant
-  Weather resistant
-  Use standard tools
-  2 year limited warranty\*

Garden edging is a wood composite material made from wood and plastic. It is used for edging around curved beds and is designed to provide the appearance of wood. The advantage of a composite edging over a wooden edging is that it is low in maintenance and bends more easily than wood gardening edging.









GreenScape Ltd  
Malik Mahmood Ring Road  
Opposite to German Village  
Sulaymaniyah City  
Kurdistan Region  
Iraq

Tel: +964 (0) 770 123 3588  
+964 (0) 770 191 6555  
+964 (0) 750 335 0735

Email: [info@greenscape-ltd.com](mailto:info@greenscape-ltd.com)  
Web: [www.greenscape-ltd.com](http://www.greenscape-ltd.com)