



GreeScape
Vertical Greening



Ball Planters

Our Ball Planters have many strong points such as higher coverage, higher survival rate; cost little time to assemble, recycled material, no pollution, environment-friendly; Resist to high temperature, corrosion, wear.

This planter range is suitable for outdoor landscaping, With iron frame and its pots it can be used to create many styles of scenery, can used in squares, roads, parks, business centres, exhibition places, street, community centres and so on. It can be made in any dimension according to the customer requirements.

Also it can be used as a complete sphere ball or as a half or quarter balls bases on the design or its functions.




Installation Methods

8PCS of Iron Frame with plastic fastener, small plastic pots, buckles, many screws, some support sticks and one support iron pipe. all supplied together.



When packing, Iron Frame without Plastic fastener on it. The installation steps can be as follows:


1) Iron frame with plastic fastener on it.




2) When install it, you need combine the 8 pieces iron frame together one by one like below picture



3. Put the small plastic pot with plants in it, and then put the pots into the iron frame with buckle to fasten it on the fastener.



How to grow plants in small pots

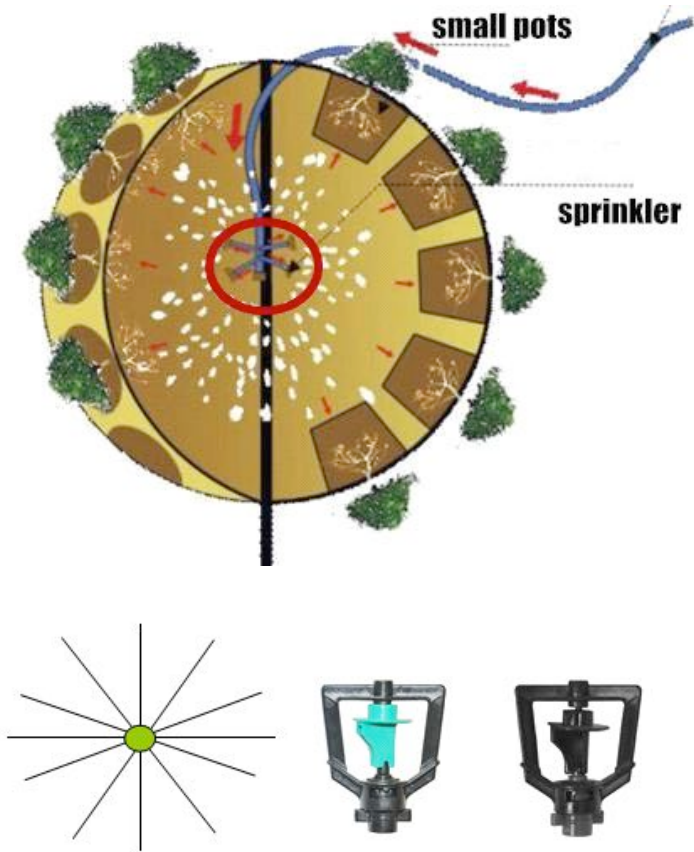


The plants to be taken out from their original pots, then rapped it within a geotextile layer, the the geotextile cover put it inside our Ball planter pots, finally buckle the clip.



Irrigation System

Two irrigation systems are workable 1) Micro drip irrigation 2) Micro spray irrigation



Micro drip and micro spary irrigation systems





GreeScape Vertical Greening



Malik Mahmood Ring Road
Opposite to German Village
Sulaymaniyah City
Kurdistan Region
Iraq

Tel: +964 (0) 53 319 5567
Mob:+964 (0) 7701916556
+964 (0) 7701233588
+964 (0) 750 3350735
Email: info@greenscape-ltd.com

www.greenscape-ltd.com